



Calgary office
1400, 600 Third Avenue S.W.
Calgary, Alberta
T2P 0G5

Edmonton office
Tenth Floor, 10055 106 Street
Edmonton, Alberta
T5J 2Y2

Monthly regulated rate option rates

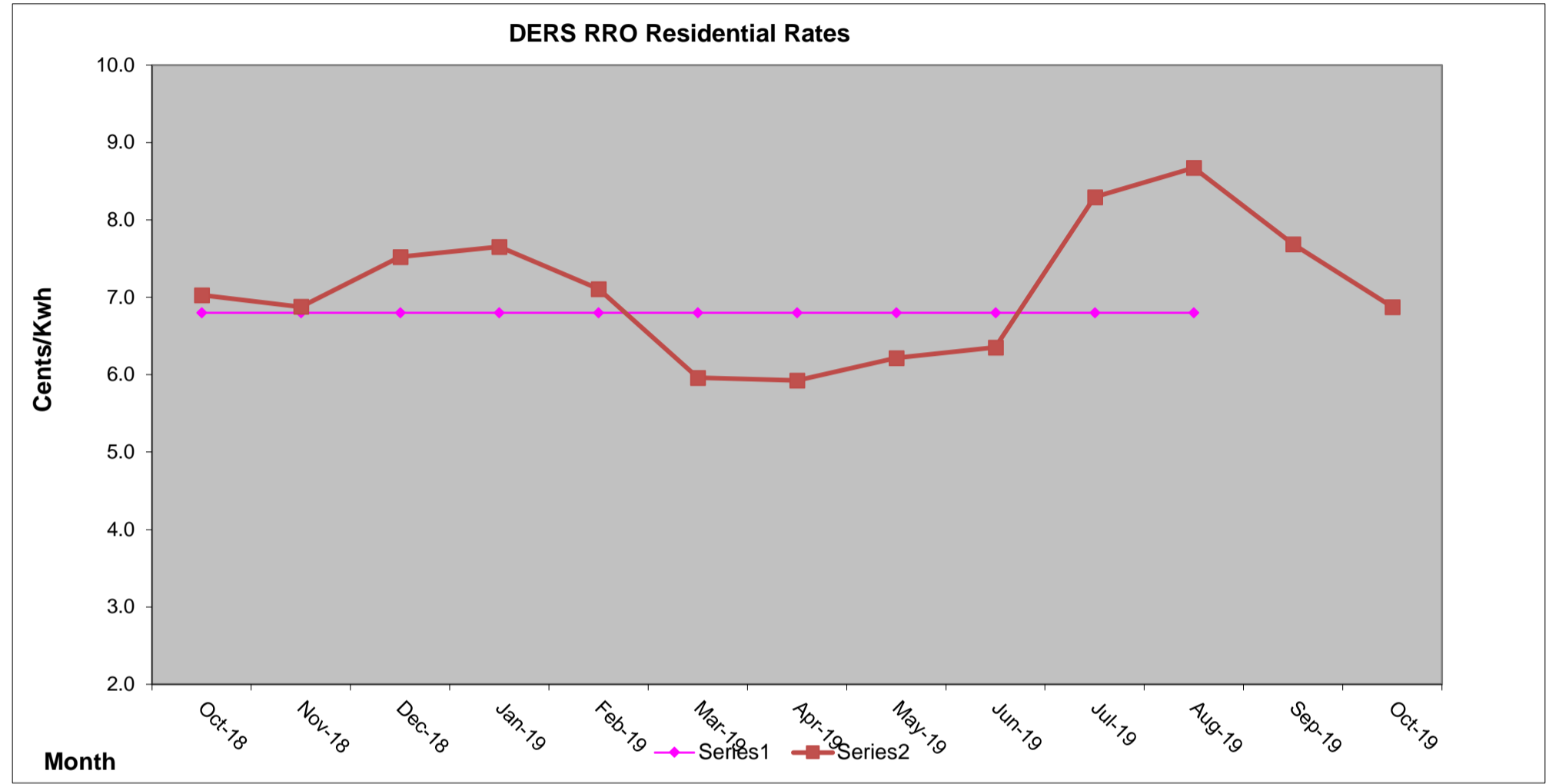
Direct Energy Regulated Services	Page 2
ENMAX Energy Corporation	Page 3
EPCOR Energy Alberta (Edmonton)	Page 4
EPCOR Energy Alberta (FortisAlberta service territory)	Page 5

**Direct Energy Regulated Services
Distribution Company: ATCO Electric Ltd.**

Rate	Residential	Commercial	Industrial	Farming (including REA)	Irrigation (including REA)	Oil & Gas	Lighting
------	-------------	------------	------------	-------------------------------	----------------------------------	-----------	----------

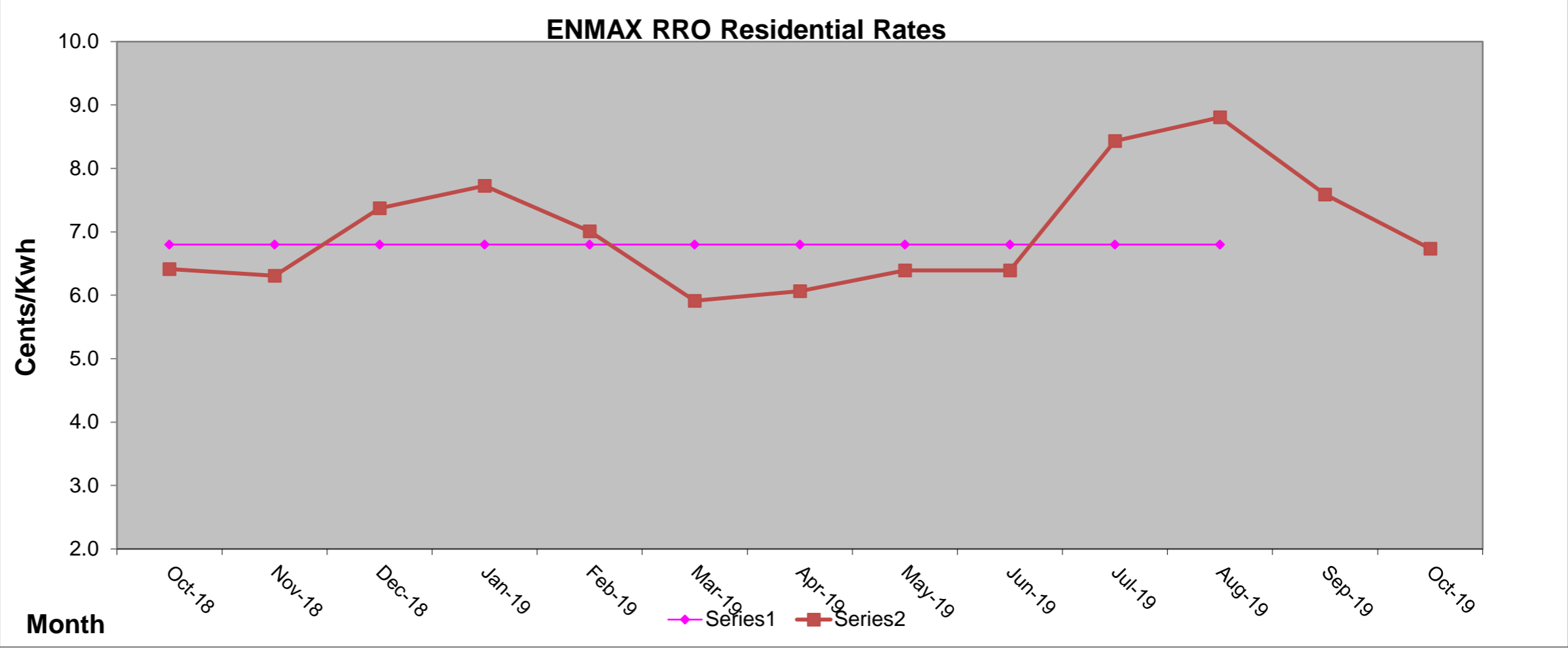
cents/kWh

Oct-18	6.8	7.031	6.987	6.825	7.006	6.708	6.753	5.62
Nov-18	6.8	6.878	6.846	6.699	6.854	6.604	6.665	5.862
Dec-18	6.8	7.525	7.479	7.367	7.481	7.248	7.321	6.61
Jan-19	6.8	7.655	7.696	7.539	7.643	7.447	7.529	6.756
Feb-19	6.8	7.109	7.024	6.903	7.011	6.823	6.895	5.956
Mar-19	6.8	5.963	5.965	5.818	5.916	5.76	5.803	4.718
Apr-19	6.8	5.926	5.866	5.746	5.866	5.681	5.709	4.26
May-19	6.8	6.215	6.176	6.021	6.165	5.952	5.994	4.331
Jun-19	6.8	6.351	6.356	6.17	6.331	6.062	6.12	3.997
Jul-19	6.8	8.294	8.275	7.965	8.216	7.827	7.91	4.754
Aug-19	6.8	8.673	8.774	8.424	8.722	8.32	8.354	5.86
Sep-19	6.8	7.688	7.624	7.391	7.62	7.253	7.292	5.345
Oct-19	6.8	6.876	6.823	6.665	6.816	6.562	6.609	5.686



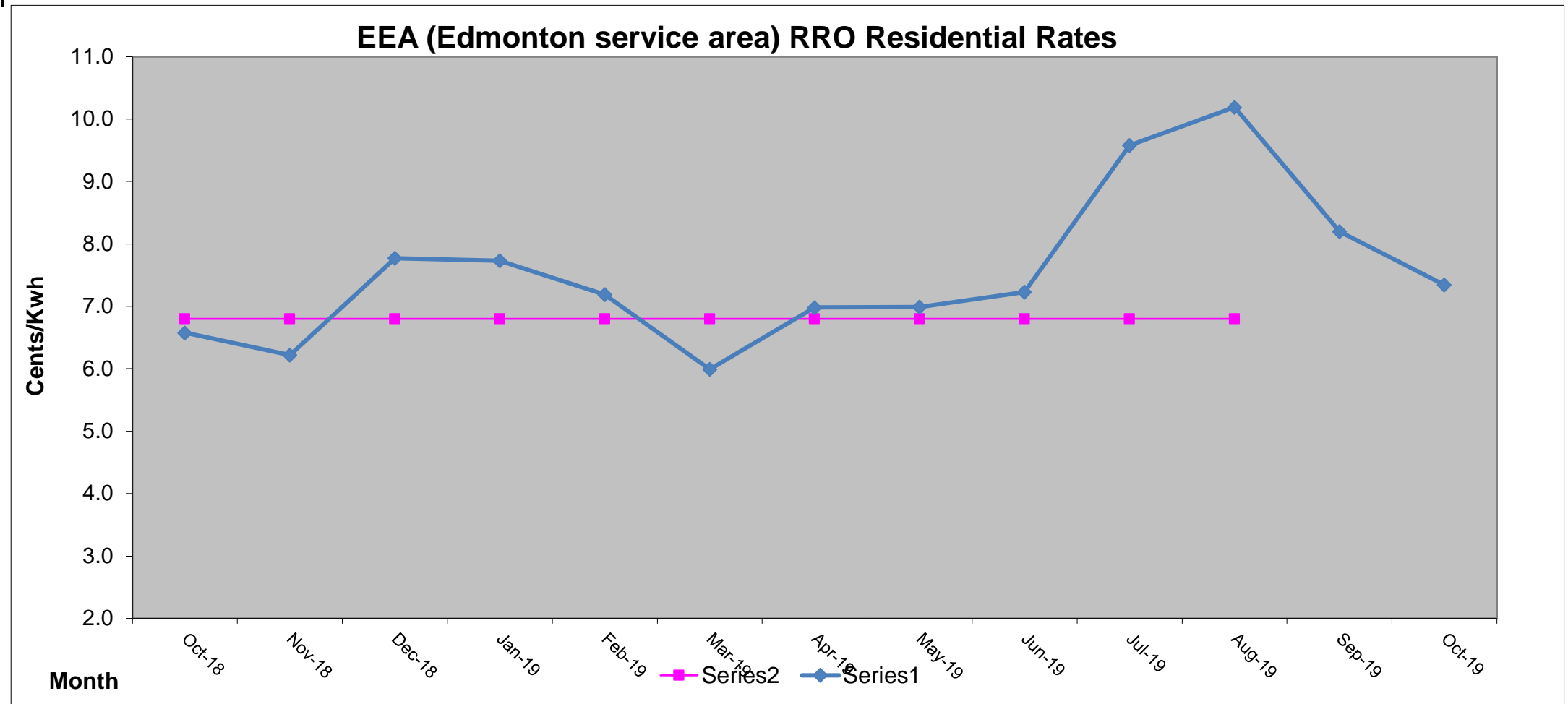
ENMAX Energy Corporation
Distribution Company: ENMAX Power Corporation (Calgary)

	Rate cap	Residential	Commercial
	cents/kWh		
Oct-18	6.8	6.414	6.414
Nov-18	6.8	6.306	6.306
Dec-18	6.8	7.374	7.374
Jan-19	6.8	7.727	7.727
Feb-19	6.8	7.009	7.009
Mar-19	6.8	5.914	5.914
Apr-19	6.8	6.067	6.067
May-19	6.8	6.39	6.39
Jun-19	6.8	6.391	6.391
Jul-19	6.8	8.434	8.434
Aug-19	6.8	8.805	8.805
Sep-19	6.8	7.59	7.59
Oct-19	6.8	6.736	6.736



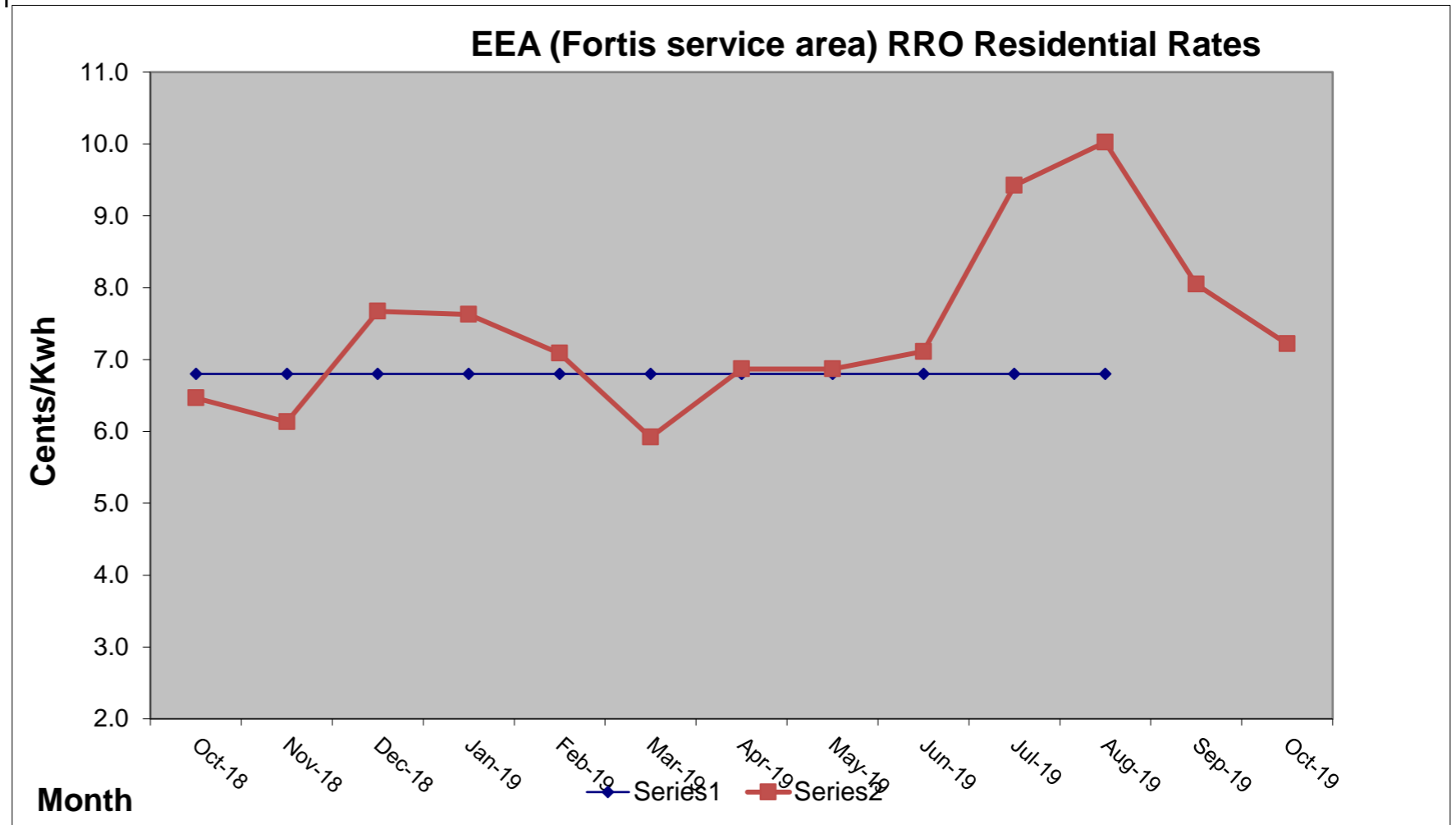
EPCOR Energy Alberta GP
Distribution by: EPCOR Distribution & Transmission Inc. (Edmonton)

	Rate cap	Residential	Small Commercial	Lighting
	cents/kWh			
Oct-18	6.8	6.577	6.577	5.11
Nov-18	6.8	6.222	6.222	5.404
Dec-18	6.8	7.769	7.769	6.948
Jan-19	6.8	7.733	7.733	6.723
Feb-19	6.8	7.189	7.189	6.159
Mar-19	6.8	5.991	5.991	5.159
Apr-19	6.8	6.981	6.981	5.272
May-19	6.8	6.99	6.99	4.763
Jun-19	6.8	7.231	7.231	4.275
Jul-19	6.8	9.578	9.578	5.342
Aug-19	6.8	10.191	10.191	6.147
Sep-19	6.8	8.2	8.2	5.546
Oct-19	6.8	7.342	7.342	5.68



EPCOR Energy Alberta GP
Distribution by: FortisAlberta Inc.

Rate	Residential	Small Commercial	Lighting	Farm	Irrigation	Oil & Gas	
	cents/kWh						
Oct-18	6.8	6.463	6.553	5.026	6.511	6.384	6.369
Nov-18	6.8	6.134	6.219	5.324	6.179	6.11	6.099
Dec-18	6.8	7.672	7.779	6.924	7.728	7.672	7.659
Jan-19	6.8	7.626	7.733	6.637	7.683	7.594	7.577
Feb-19	6.8	7.086	7.185	5.968	7.138	7.076	7.062
Mar-19	6.8	5.918	5.999	5.181	5.961	5.949	5.94
Apr-19	6.8	6.869	6.965	5.158	6.92	6.835	6.82
May-19	6.8	6.868	6.963	4.684	6.918	6.767	6.75
Jun-19	6.8	7.112	7.212	4.424	7.165	6.96	6.941
Jul-19	6.8	9.424	9.557	5.565	9.495	9.175	9.147
Aug-19	6.8	10.024	10.165	6.638	10.099	9.775	9.746
Sep-19	6.8	8.046	8.158	5.634	8.105	7.869	7.845
Oct-19	6.8	7.217	7.317	5.589	7.27	7.133	7.116



RRO Rates

	DERS	EEC	EEA - EDTI	EEA - Fortis	REA Reference Rate (¢/kWh)	City of Medicine Hat Reference Rate (¢/kWh)
Jun-17					3.421	
Jul-17					4.211	
Aug-17					4.286	
Sep-17					3.926	
Oct-17					4.008	
Nov-17					3.831	
Dec-17					4.270	
Jan-18					5.426	4.933
Feb-18					5.367	4.879
Mar-18					5.166	4.697
Apr-18	7.919	9.280	7.872	7.767	9.030	8.210
May-18	5.700	5.566	5.379	5.312	6.038	5.489
Jun-18	6.349	5.062	5.928	5.842	6.375	5.795
Jul-18	7.826	8.418	7.856	7.775	8.766	7.969
Aug-18	8.341	9.469	8.470	8.358	9.525	8.660
Sep-18	8.472	8.317	7.774	7.636	8.855	8.050
Oct-18	7.031	6.414	6.577	6.463	7.283	6.621
Nov-18	6.878	6.306	6.222	6.134	7.024	6.385
Dec-18	7.525	7.374	7.769	7.672	8.344	7.585
Jan-19	7.655	7.727	7.733	7.626	8.454	7.685
Feb-19	7.109	7.009	7.189	7.086	7.808	7.098
Mar-19	5.963	5.914	5.991	5.918	6.541	5.947
Apr-19	5.926	6.067	6.981	6.869	7.107	6.461
May-19	6.215	6.390	6.990	6.868	7.277	6.616
Jun-19	6.351	6.391	7.231	7.112	7.448	6.771
Jul-19	8.294	8.434	9.578	9.424	9.826	8.933
Aug-19	8.673	8.805	10.191	10.024	10.366	9.423
Sep-19	7.688	7.590	8.200	8.046	8.669	7.881
Oct-19	6.876	6.736	7.342	7.217	7.747	7.043
Nov-19						
Dec-19						
Jan-20						
Feb-20						
Mar-20						
Apr-20						
May-20						
Jun-20						
Jul-20						
Aug-20						
Sep-20						
Oct-20						
Nov-20						
Dec-20						
Jan-21						
Feb-21						
Mar-21						
Apr-21						
May-21						