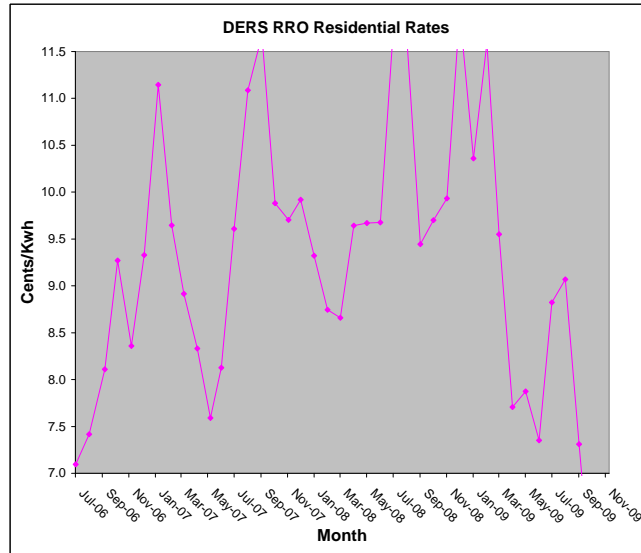


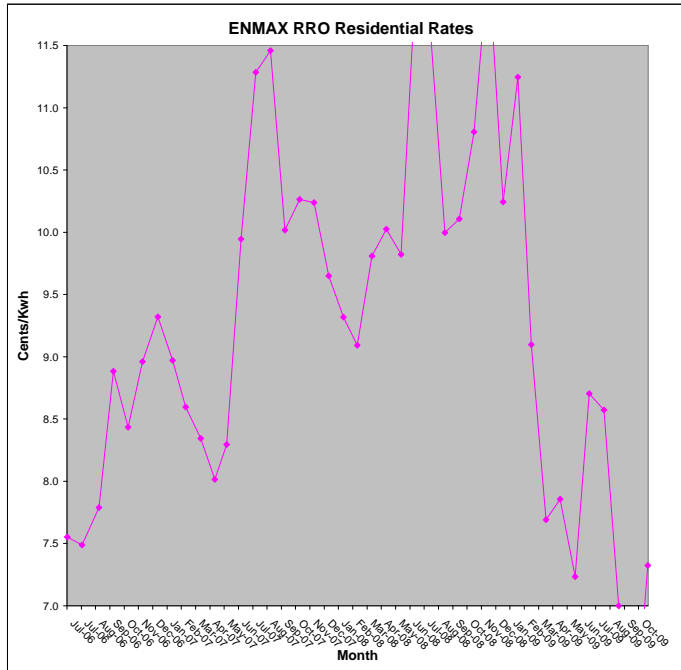
Direct Energy Regulated Services
Distribution Company: ATCO Electric Ltd.

	Residential	Commercial	Industrial	Farming (including REA)	Irrigation (including REA)	Oil & Gas	Lighting
	cents/kWh						
Jul-06	7.095	7.177	6.783	6.930	6.900	6.784	3.915
Aug-06	7.418	7.495	7.082	7.281	7.075	7.088	4.496
Sep-06	8.111	8.120	7.674	7.918	7.594	7.717	5.493
Oct-06	9.270	9.285	8.791	9.063	8.552	8.878	7.179
Nov-06	8.360	8.353	7.937	8.248	8.248	7.965	6.720
Dec-06	9.330	9.240	8.851	9.176	9.176	8.919	7.752
Jan-07	11.146	11.142	10.662	11.000	11.000	10.701	9.112
Feb-07	9.647	9.690	9.240	9.491	9.491	9.294	7.531
Mar-07	8.917	8.945	8.499	8.741	8.741	8.548	6.528
Apr-07	8.331	8.388	7.941	8.148	8.019	7.973	5.398
May-07	7.591	7.698	7.217	7.428	7.268	7.243	4.404
Jun-07	8.128	8.219	7.725	7.945	7.871	7.803	4.419
Jul-07	9.607	9.716	9.133	9.392	9.293	9.175	5.399
Aug-07	11.087	11.151	10.505	10.805	10.701	10.598	6.853
Sep-07	11.673	11.698	11.036	11.329	11.313	11.127	7.903
Oct-07	9.882	9.927	9.355	9.599	9.532	9.398	7.418
Nov-07	9.704	9.734	9.233	9.560	9.560	9.268	7.807
Dec-07	9.918	9.883	9.438	9.739	9.739	9.477	8.201
Jan-08	9.321	9.306	8.886	9.177	9.177	8.939	7.618
Feb-08	8.745	8.826	8.405	8.596	8.596	8.438	6.882
Mar-08	8.659	8.685	8.304	8.513	8.513	8.284	6.189
Apr-08	9.644	9.744	9.241	9.485	9.404	9.196	6.231
May-08	9.669	9.816	9.268	9.527	9.409	9.243	5.740
Jun-08	9.676	9.833	9.287	9.595	9.416	9.271	5.285
Jul-08	11.768	11.943	11.300	11.720	11.460	11.289	6.714
Aug-08	11.630	11.691	11.089	11.533	11.269	11.077	7.149
Sep-08	9.443	9.478	8.961	9.251	9.110	8.957	6.364
Oct-08	9.701	9.672	9.379	9.645	9.497	9.358	7.405
Nov-08	9.932	9.810	9.526	9.794	9.794	9.522	8.061
Dec-08	11.930	11.751	11.429	11.731	11.731	11.397	9.886
Jan-09	10.360	10.230	9.930	10.157	10.157	9.923	8.442
Feb-09	11.592	11.536	11.167	11.388	11.388	11.151	9.096
Mar-09	9.551	9.508	9.217	9.470	9.470	9.176	6.807
Apr-09	7.708	7.683	7.473	7.671	7.574	7.443	4.944
May-09	7.873	7.875	7.615	7.826	7.714	7.575	4.602
Jun-09	7.350	7.507	7.209	7.402	7.194	7.124	4.018
Jul-09	8.824	8.967	8.634	8.923	8.643	8.559	5.013
Aug-09	9.070	9.109	8.806	9.152	8.857	8.761	5.571
Sep-09	7.310	7.325	7.069	7.271	7.072	6.973	4.896
Oct-09	5.748	5.722	5.565	5.716	5.580	5.517	4.385
Nov-09	6.967	6.884	6.691	6.868	6.868	6.639	5.618
Dec-09	8.283	8.156	7.949	8.144	8.144	7.876	6.860

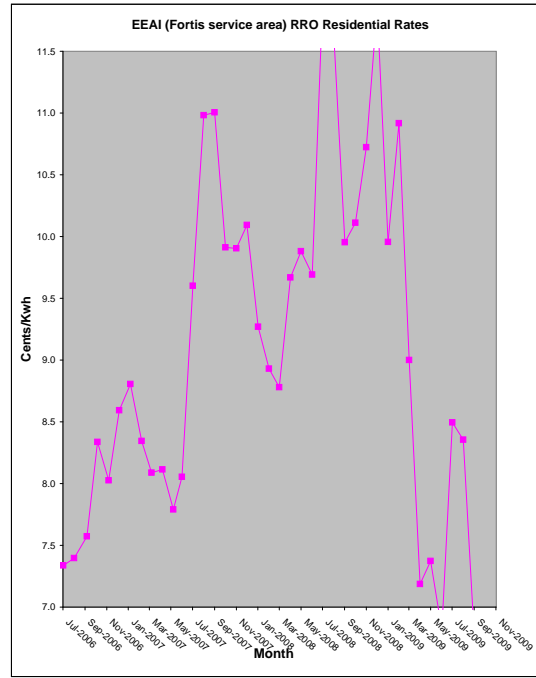


ENMAX Energy Corporation
 Distribution Company: ENMAX Power Corporation (Calgary)

	Residential cents/kWh	Commercial cents/kWh
Jul-06	7.553	7.553
Aug-06	7.489	7.489
Sep-06	7.790	7.790
Oct-06	8.884	8.884
Nov-06	8.435	8.435
Dec-06	8.960	8.960
Jan-07	9.320	9.320
Feb-07	8.972	8.972
Mar-07	8.597	8.597
Apr-07	8.344	8.344
May-07	8.014	8.014
Jun-07	8.294	8.294
Jul-07	9.946	9.946
Aug-07	11.283	11.283
Sep-07	11.458	11.458
Oct-07	10.018	10.018
Nov-07	10.263	10.263
Dec-07	10.237	10.237
Jan-08	9.65	9.65
Feb-08	9.319	9.319
Mar-08	9.092	9.092
Apr-08	9.81	9.81
May-08	10.025	10.025
Jun-08	9.822	9.822
Jul-08	11.99	11.99
Aug-08	11.646	11.464
Sep-08	9.997	9.997
Oct-08	10.108	10.108
Nov-08	10.807	10.807
Dec-08	12.177	12.177
Jan-09	10.244	10.244
Feb-09	11.246	11.246
Mar-09	9.097	9.097
Apr-09	7.692	7.692
May-09	7.855	7.855
Jun-09	7.235	7.235
Jul-09	8.705	8.705
Aug-09	8.573	8.573
Sep-09	6.999	6.999
Oct-09	5.817	5.817
Nov-09	7.325	7.325
Dec-09	8.315	8.315



	Residential cents/kWh	Small Commercial	Lighting	Farm	Irrigation	Oil & Gas
Jul-06	7.337	7.377	4.463	7.695	6.906	7.245
Aug-06	7.397	7.438	5.054	7.763	6.956	7.303
Sep-06	7.572	7.615	5.236	7.942	7.105	7.436
Oct-06	8.336	8.401	6.169	8.778	8.043	8.247
Nov-06	8.026	8.086	6.597	8.442	7.602	7.960
Dec-06	8.593	8.657	7.137	9.043	8.128	8.483
Jan-07	8.806	8.859	6.660	9.239	8.313	8.669
Feb-07	8.345	8.394	5.968	8.745	7.919	8.295
Mar-07	8.087	8.080	5.649	8.226	7.649	8.015
Apr-07	8.113	8.106	4.632	8.252	7.648	8.004
May-07	7.789	7.782	4.673	7.919	7.393	7.695
Jun-07	8.055	8.049	3.691	8.193	7.531	7.842
Jul-07	9.602	9.593	4.141	9.767	8.944	9.357
Aug-07	10.982	10.972	5.827	11.174	10.213	10.694
Sep-07	11.006	10.997	5.146	11.200	10.027	10.488
Oct-07	9.911	9.903	6.324	10.081	9.243	9.671
Nov-07	9.903	9.895	7.343	10.073	9.282	9.717
Dec-07	10.093	10.084	8.003	10.267	9.479	9.924
Jan-08	9.270	9.267	7.207	9.427	8.721	9.150
Feb-08	8.931	8.923	6.552	9.082	8.464	8.877
Mar-08	8.779	8.771	6.468	8.927	8.336	8.757
Apr-08	9.669	9.662	5.255	9.837	9.077	9.501
May-08	9.880	9.872	5.454	10.051	9.286	9.712
Jun-08	9.692	9.684	4.534	9.860	9.025	9.446
Jul-08	11.942	11.932	5.463	12.150	11.142	11.665
Aug-08	11.652	11.643	6.232	11.854	10.843	11.347
Sep-08	9.953	9.945	5.951	10.122	9.258	9.681
Oct-08	10.111	10.103	6.824	10.283	9.490	9.930
Nov-08	10.724	10.715	8.144	10.908	10.102	10.570
Dec-08	11.863	11.853	9.242	12.069	11.123	11.622
Jan-09	9.956	9.947	7.831	10.128	9.415	9.841
Feb-09	10.917	10.908	7.589	11.107	10.335	10.783
Mar-09	8.999	8.991	6.058	9.152	8.481	8.883
Apr-09	7.187	7.181	4.181	7.307	6.781	7.088
May-09	7.373	7.368	4.073	7.497	6.927	7.242
Jun-09	6.813	6.807	3.191	6.793	6.346	6.627
Jul-09	8.494	8.487	4.411	8.639	7.980	8.351
Aug-09	8.356	8.349	5.034	8.498	7.845	8.211
Sep-09	6.733	6.728	3.786	6.848	6.229	6.510
Oct-09	5.365	5.361	3.819	5.455	5.067	5.300
Nov-09	6.762	6.757	5.174	6.878	6.373	6.669
Dec-09	7.771	7.764	6.267	7.904	7.326	7.667



EPCOR Energy Alberta Inc.
 Distribution by: EPCOR Distribution & Transmission Inc. (Edmonton)

	Residential	Small Commercial cents/kWh	Lighting
Jul-06	7.366	7.365	3.614
Aug-06	7.446	7.445	4.258
Sep-06	7.622	7.63	4.705
Oct-06	8.407	8.409	6.106
Nov-06	8.084	8.085	6.431
Dec-06	8.675	8.675	6.862
Jan-07	8.933	8.933	6.636
Feb-07	8.449	8.449	6.084
Mar-07	8.124	8.124	5.478
Apr-07	8.160	8.160	4.514
May-07	7.787	7.787	4.318
Jun-07	8.061	8.061	3.251
Jul-07	9.613	9.613	3.708
Aug-07	10.990	10.990	5.205
Sep-07	11.101	11.101	4.904
Oct-07	9.939	9.939	6.738
Nov-07	9.925	9.925	7.571
Dec-07	10.104	10.104	7.994
Jan-08	9.291	9.295	7.192
Feb-08	8.944	8.944	6.657
Mar-08	8.777	8.777	6.281
Apr-08	9.714	9.715	5.106
May-08	9.875	9.875	4.963
Jun-08	9.675	9.674	4.008
Jul-08	11.919	11.919	4.926
Aug-08	11.647	11.647	5.579
Sep-08	9.976	9.975	5.751
Oct-08	10.108	10.108	7.187
Nov-08	10.726	10.726	8.366
Dec-08	11.881	11.881	9.240
Jan-09	9.954	9.954	7.806
Feb-09	10.953	10.953	7.777
Mar-09	9.036	9.036	5.855
Apr-09	7.213	7.213	4.073
May-09	7.380	7.380	3.713
Jun-09	6.821	6.820	2.831
Jul-09	8.475	8.475	4.068
Aug-09	8.353	8.353	4.637
Sep-09	6.786	6.786	3.667
Oct-09	5.377	5.377	4.003
Nov-09	6.789	6.789	5.330
Dec-09	7.784	7.784	6.271

