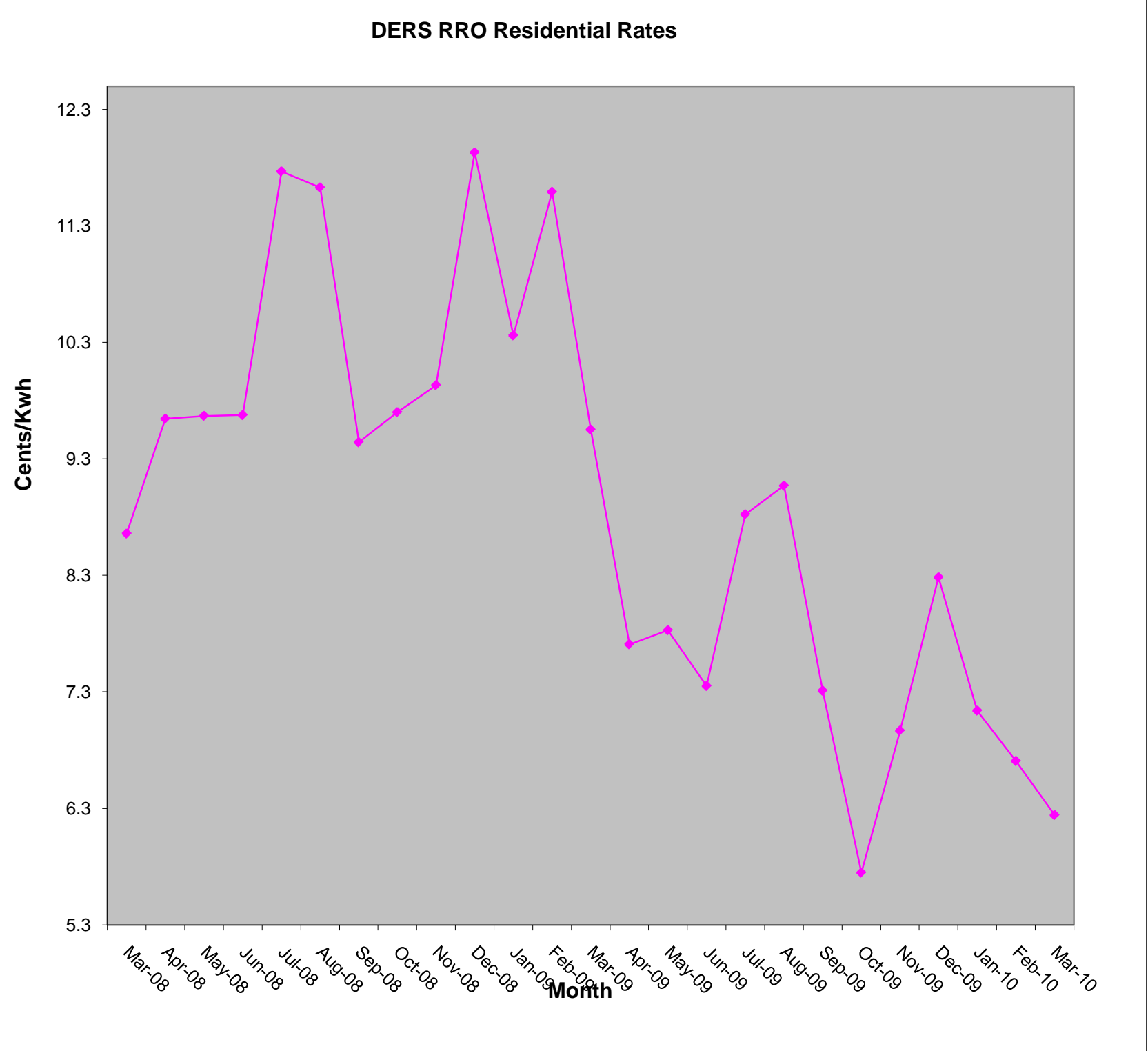


**Monthly Regulated Retail Option Rates**

Direct Energy Regulated Services	Page 2
ENMAX Energy Corporation	Page 3
EPCOR Energy Alberta (Edmonton)	Page 4
EPCOR Energy Alberta (FortisAlberta Service Territory)	Page 5

**Direct Energy Regulated Services  
Distribution Company: ATCO Electric Ltd.**

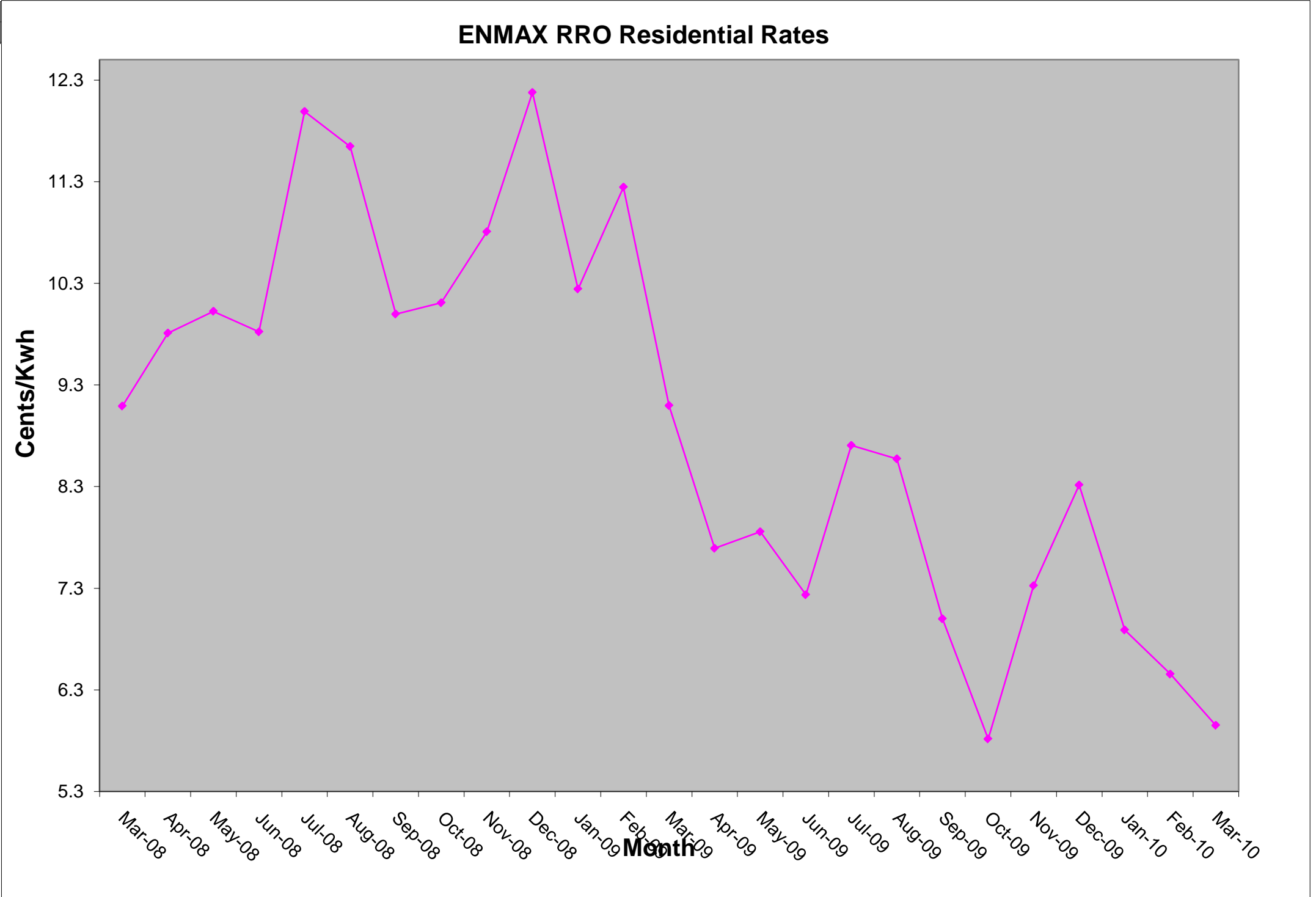
	<b>Residential</b>	<b>Commercial</b>	<b>Industrial</b>	<b>Farming</b>	<b>Irrigation</b>	<b>Oil &amp; Gas</b>	<b>Lighting</b>
				(including REA)	(including REA)		
	<b>cents/KWh</b>						
Mar-08	8.659	8.685	8.304	8.513	8.513	8.284	6.189
Apr-08	9.644	9.744	9.241	9.485	9.404	9.196	6.231
May-08	9.669	9.816	9.268	9.527	9.409	9.243	5.740
Jun-08	9.676	9.833	9.287	9.595	9.416	9.271	5.285
Jul-08	11.768	11.943	11.300	11.720	11.460	11.289	6.714
Aug-08	11.630	11.691	11.089	11.533	11.269	11.077	7.149
Sep-08	9.443	9.478	8.961	9.251	9.110	8.957	6.364
Oct-08	9.701	9.672	9.379	9.645	9.497	9.358	7.405
Nov-08	9.932	9.810	9.526	9.794	9.794	9.522	8.061
Dec-08	11.930	11.751	11.429	11.731	11.731	11.397	9.886
Jan-09	10.360	10.230	9.930	10.157	10.157	9.923	8.442
Feb-09	11.592	11.536	11.167	11.388	11.388	11.151	9.096
Mar-09	9.551	9.508	9.217	9.470	9.470	9.176	6.807
Apr-09	7.708	7.683	7.473	7.671	7.574	7.443	4.944
May-09	7.829	7.875	7.615	7.826	7.714	7.575	4.602
Jun-09	7.350	7.507	7.209	7.402	7.194	7.124	4.018
Jul-09	8.824	8.967	8.634	8.923	8.643	8.559	5.013
Aug-09	9.070	9.109	8.806	9.152	8.857	8.761	5.571
Sep-09	7.310	7.325	7.069	7.271	7.072	6.973	4.896
Oct-09	5.748	5.722	5.565	5.716	5.580	5.517	4.385
Nov-09	6.967	6.884	6.691	6.868	6.868	6.639	5.618
Dec-09	8.283	8.156	7.949	8.144	8.144	7.876	6.860
Jan-10	7.139	7.037	6.853	7.014	7.014	6.807	5.837
Feb-10	6.706	6.673	6.481	6.606	6.606	6.426	5.288
Mar-10	6.242	6.219	6.052	6.197	6.197	5.988	4.513



**ENMAX Energy Corporation**  
**Distribution Company: ENMAX Power Corporation (Calgary)**

Residential	Commercial
cents/kWh	

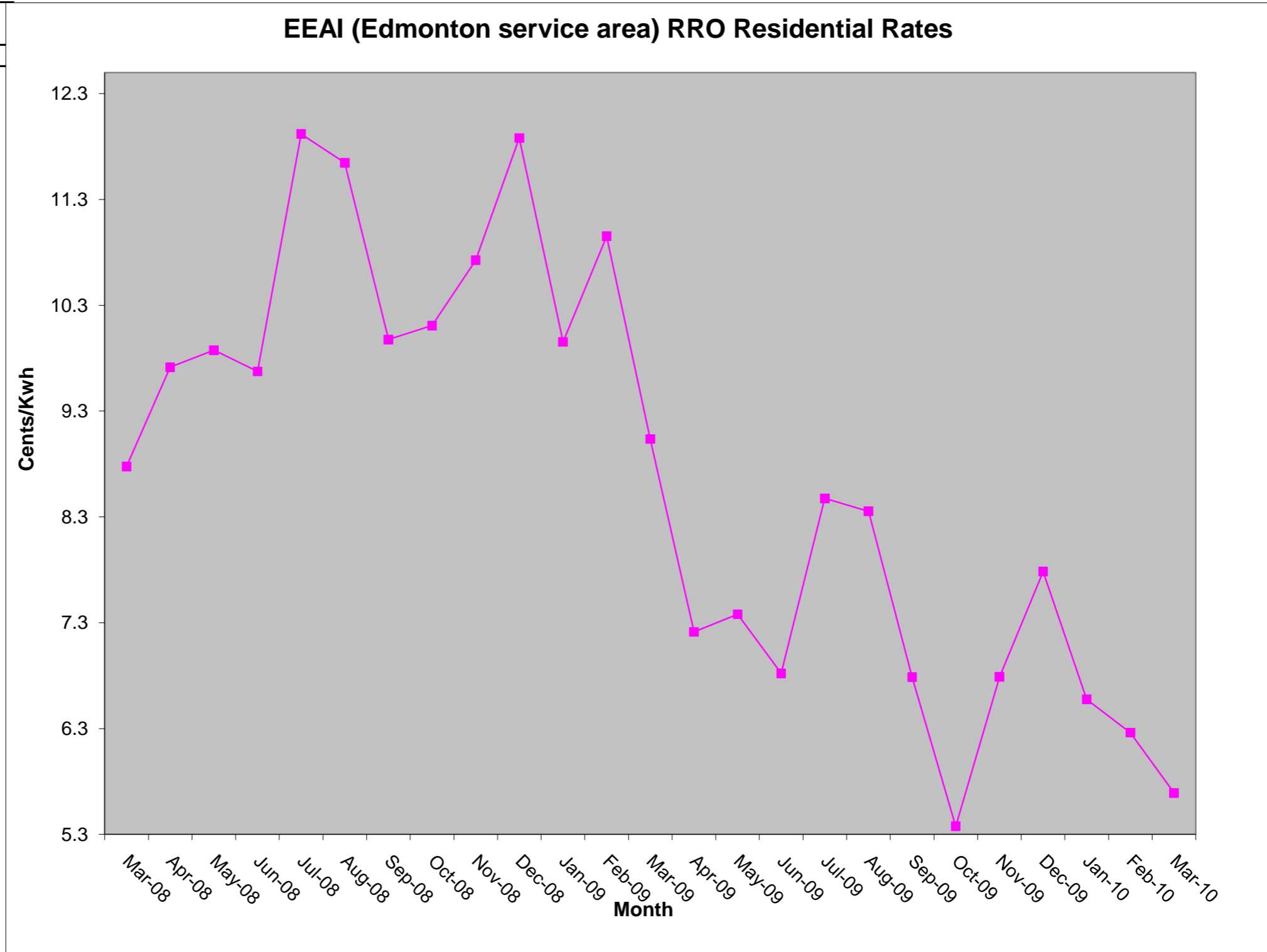
Mar-08	9.092	9.092
Apr-08	9.810	9.810
May-08	10.025	10.025
Jun-08	9.822	9.822
Jul-08	11.990	11.990
Aug-08	11.646	11.464
Sep-08	9.997	9.997
Oct-08	10.108	10.108
Nov-08	10.807	10.807
Dec-08	12.177	12.177
Jan-09	10.244	10.244
Feb-09	11.246	11.246
Mar-09	9.097	9.097
Apr-09	7.692	7.692
May-09	7.855	7.855
Jun-09	7.235	7.235
Jul-09	8.705	8.705
Aug-09	8.573	8.573
Sep-09	6.999	6.999
Oct-09	5.817	5.817
Nov-09	7.325	7.325
Dec-09	8.315	8.315
Jan-10	6.889	6.889
Feb-10	6.455	6.455
Mar-10	5.951	5.951



EPCOR Energy Alberta Inc.  
 Distribution by: EPCOR Distribution & Transmission Inc. (Edmonton)

Residential	Small Commercial	Lighting
cents/kWh		

Mar-08	8.777	8.777	6.281
Apr-08	9.714	9.715	5.106
May-08	9.875	9.875	4.963
Jun-08	9.675	9.674	4.008
Jul-08	11.919	11.919	4.926
Aug-08	11.647	11.647	5.579
Sep-08	9.976	9.975	5.751
Oct-08	10.108	10.108	7.187
Nov-08	10.726	10.726	8.366
Dec-08	11.881	11.881	9.240
Jan-09	9.954	9.954	7.806
Feb-09	10.953	10.953	7.777
Mar-09	9.036	9.036	5.855
Apr-09	7.213	7.213	4.073
May-09	7.380	7.380	3.713
Jun-09	6.821	6.820	2.831
Jul-09	8.475	8.475	4.068
Aug-09	8.353	8.353	4.637
Sep-09	6.786	6.786	3.667
Oct-09	5.377	5.377	4.003
Nov-09	6.789	6.789	5.330
Dec-09	7.784	7.784	6.271
Jan-10	6.576	6.576	5.345
Feb-10	6.261	6.261	4.699
Mar-10	5.691	5.691	4.268



EPCOR Energy Alberta Inc.  
Distribution by: FortisAlberta Inc.

Residential	Small Commercial	Lighting	Farm	Irrigation	Oil & Gas
cents/kWh					

Jan-08	9.270	9.267	7.207	9.427	8.721	9.150
Feb-08	8.931	8.923	6.552	9.082	8.464	8.877
Mar-08	8.779	8.771	6.468	8.927	8.336	8.757
Apr-08	9.669	9.662	5.255	9.837	9.077	9.501
May-08	9.880	9.872	5.454	10.051	9.286	9.712
Jun-08	9.692	9.684	4.534	9.860	9.025	9.446
Jul-08	11.942	11.932	5.463	12.150	11.142	11.665
Aug-08	11.652	11.643	6.232	11.854	10.843	11.347
Sep-08	9.953	9.945	5.951	10.122	9.258	9.681
Oct-08	10.111	10.103	6.824	10.283	9.490	9.930
Nov-08	10.724	10.715	8.144	10.908	10.102	10.570
Dec-08	11.863	11.853	9.242	12.069	11.123	11.622
Jan-09	9.956	9.947	7.831	10.128	9.415	9.841
Feb-09	10.917	10.908	7.589	11.107	10.335	10.783
Mar-09	8.999	8.991	6.058	9.152	8.481	8.883
Apr-09	7.187	7.181	4.181	7.307	6.781	7.088
May-09	7.373	7.368	4.073	7.497	6.927	7.242
Jun-09	6.813	6.807	3.191	6.925	6.346	6.627
Jul-09	8.494	8.487	4.411	8.639	7.980	8.351
Aug-09	8.356	8.349	5.034	8.498	7.845	8.211
Sep-09	6.733	6.728	3.786	6.848	6.229	6.510
Oct-09	5.365	5.361	3.819	5.455	5.067	5.300
Nov-09	6.762	6.757	5.174	6.878	6.373	6.669
Dec-09	7.771	7.764	6.267	7.904	7.326	7.667
Jan-10	6.568	6.562	5.348	6.680	6.236	6.532
Feb-10	6.231	6.226	4.593	6.337	5.913	6.193
Mar-10	5.683	5.679	4.360	5.779	5.423	5.690

EEAI (Fortis service area) RRO Residential Rates

