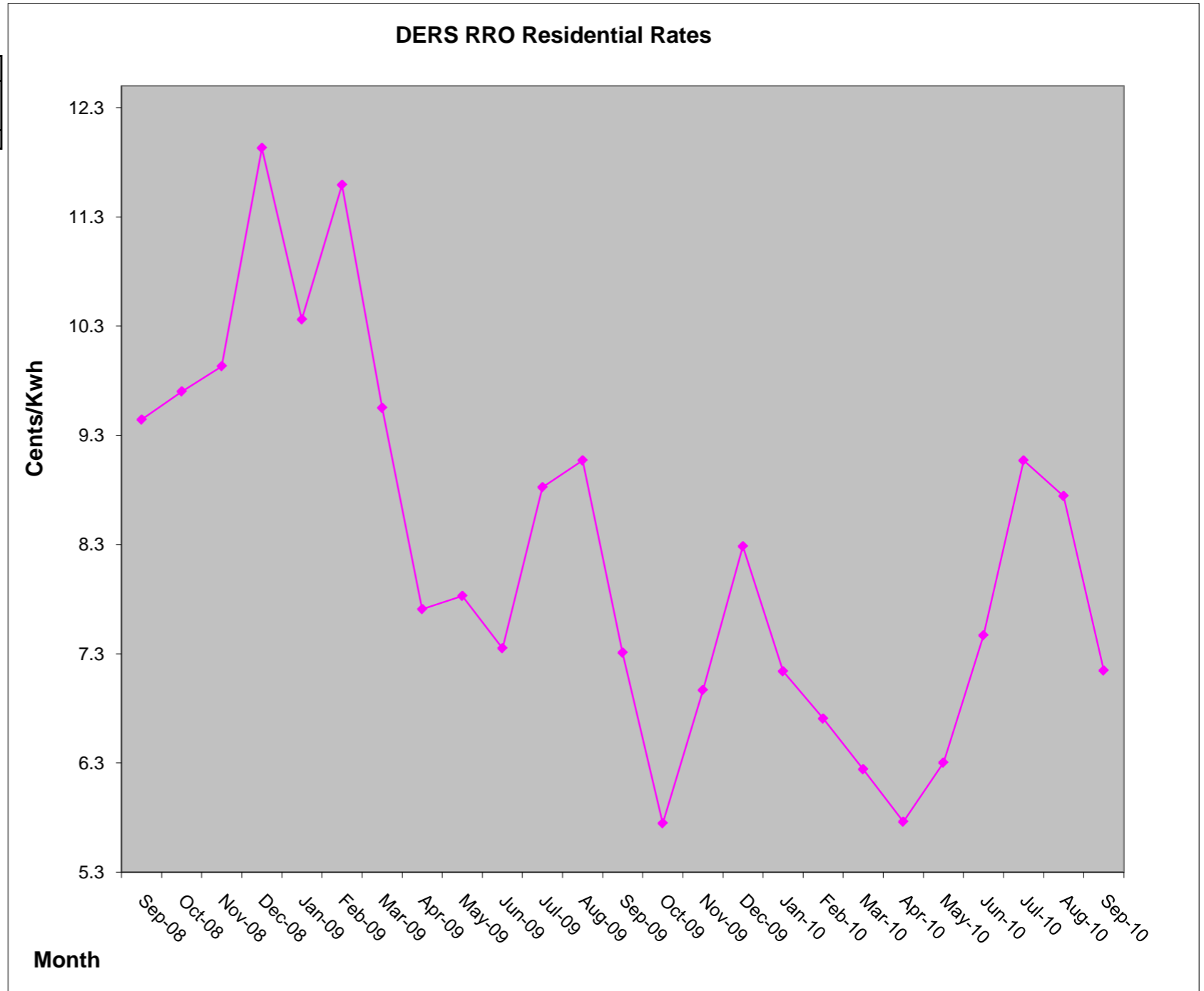


Monthly Regulated Retail Option Rates

Direct Energy Regulated Services	Page 2
ENMAX Energy Corporation	Page 3
EPCOR Energy Alberta (Edmonton)	Page 4
EPCOR Energy Alberta (FortisAlberta Service Territory)	Page 5

**Direct Energy Regulated Services
Distribution Company: ATCO Electric Ltd.**

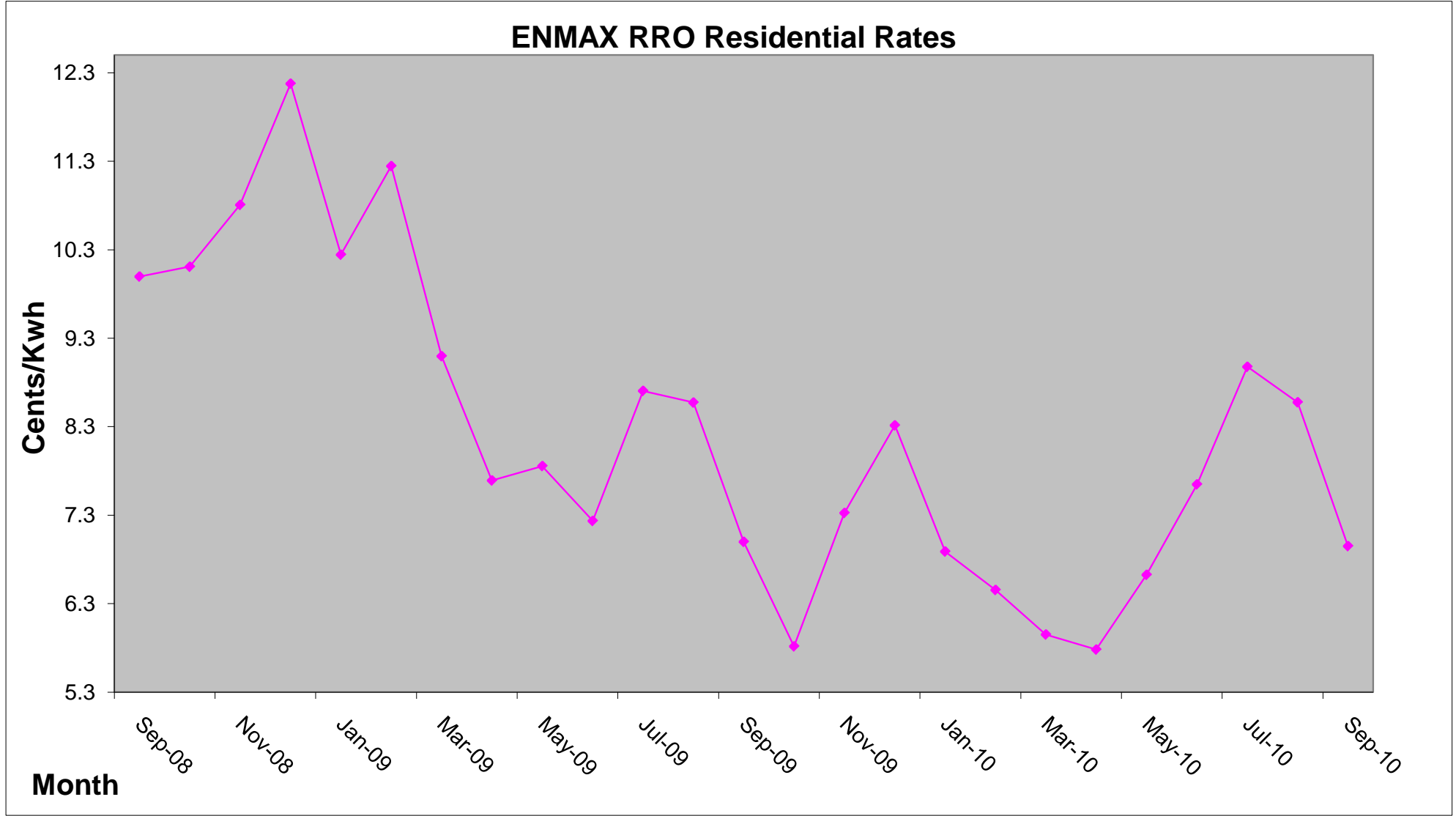
	Residential	Commercial	Industrial	Farming	Irrigation	Oil & Gas	Lighting
				(including REA)	(including REA)		
	cents/kWh						
Sep-08	9.443	9.478	8.961	9.251	9.110	8.957	6.364
Oct-08	9.701	9.672	9.379	9.645	9.497	9.358	7.405
Nov-08	9.932	9.810	9.526	9.794	9.794	9.522	8.061
Dec-08	11.930	11.751	11.429	11.731	11.731	11.397	9.886
Jan-09	10.360	10.230	9.930	10.157	10.157	9.923	8.442
Feb-09	11.592	11.536	11.167	11.388	11.388	11.151	9.096
Mar-09	9.551	9.508	9.217	9.470	9.470	9.176	6.807
Apr-09	7.708	7.683	7.473	7.671	7.574	7.443	4.944
May-09	7.829	7.875	7.615	7.826	7.714	7.575	4.602
Jun-09	7.350	7.507	7.209	7.402	7.194	7.124	4.018
Jul-09	8.824	8.967	8.634	8.923	8.643	8.559	5.013
Aug-09	9.070	9.109	8.806	9.152	8.857	8.761	5.571
Sep-09	7.310	7.325	7.069	7.271	7.072	6.973	4.896
Oct-09	5.748	5.722	5.565	5.716	5.580	5.517	4.385
Nov-09	6.967	6.884	6.691	6.868	6.868	6.639	5.618
Dec-09	8.283	8.156	7.949	8.144	8.144	7.876	6.860
Jan-10	7.139	7.037	6.853	7.014	7.014	6.807	5.837
Feb-10	6.706	6.673	6.481	6.606	6.606	6.426	5.288
Mar-10	6.242	6.219	6.052	6.197	6.197	5.988	4.513
Apr-10	5.762	5.744	5.609	5.741	5.631	5.554	3.805
May-10	6.303	6.340	6.146	6.306	6.171	6.078	3.776
Jun-10	7.468	7.625	7.323	7.520	7.311	7.236	4.120
Jul-10	9.069	9.206	8.884	9.17	8.886	8.798	5.181
Aug-10	8.744	8.789	8.493	8.824	8.542	8.452	5.392
Sep-10	7.146	7.160	6.910	7.108	6.919	6.824	4.827



ENMAX Energy Corporation
Distribution Company: ENMAX Power Corporation (Calgary)

Residential	Commercial
cents/kWh	

Sep-08	9.997	9.997
Oct-08	10.108	10.108
Nov-08	10.807	10.807
Dec-08	12.177	12.177
Jan-09	10.244	10.244
Feb-09	11.246	11.246
Mar-09	9.097	9.097
Apr-09	7.692	7.692
May-09	7.855	7.855
Jun-09	7.235	7.235
Jul-09	8.705	8.705
Aug-09	8.573	8.573
Sep-09	6.999	6.999
Oct-09	5.817	5.817
Nov-09	7.325	7.325
Dec-09	8.315	8.315
Jan-10	6.889	6.889
Feb-10	6.455	6.455
Mar-10	5.951	5.951
Apr-10	5.781	5.781
May-10	6.626	6.626
Jun-10	7.648	7.648
Jul-10	8.977	8.977
Aug-10	8.576	8.576
Sep-10	6.950	6.950

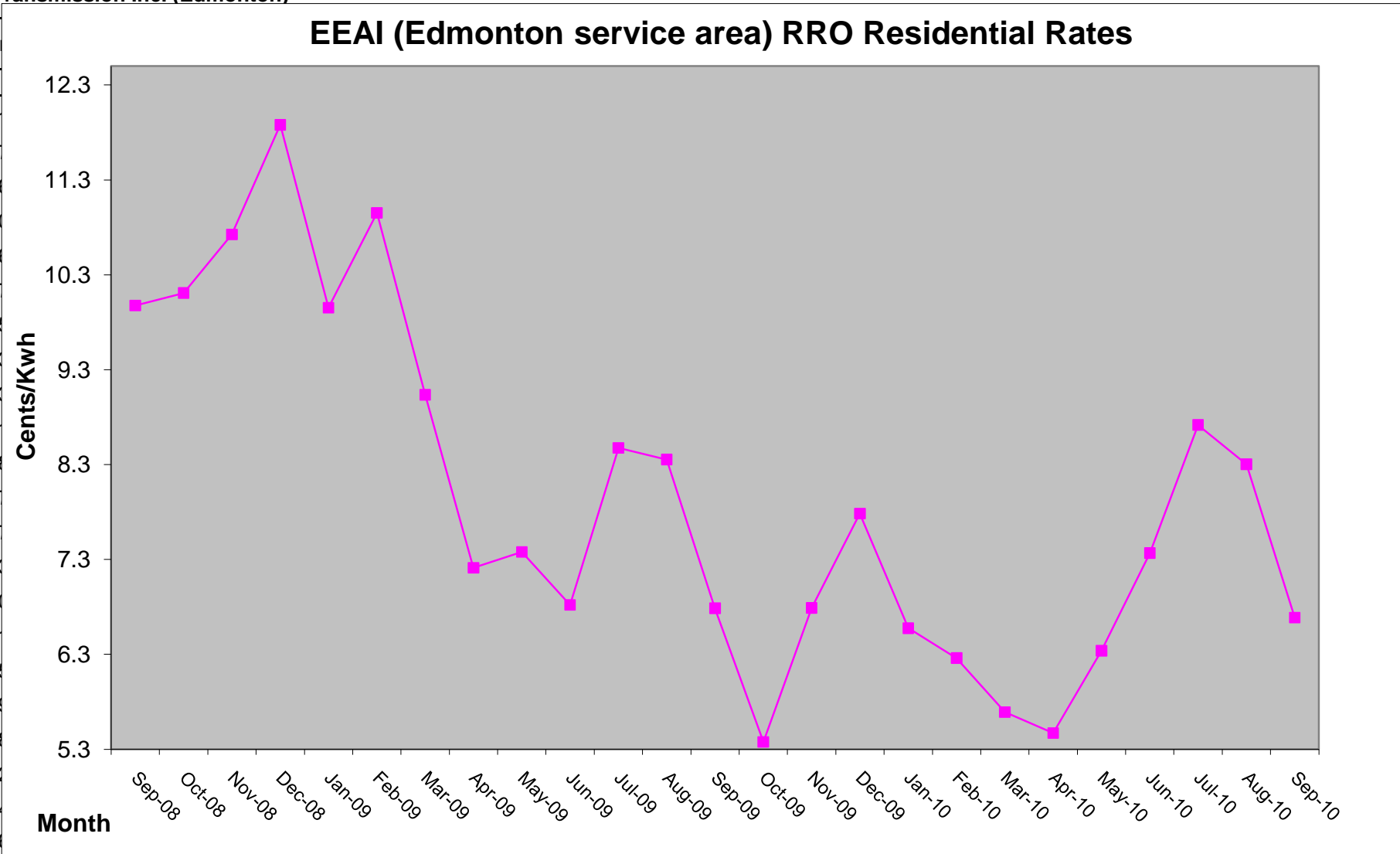


EPCOR Energy Alberta Inc.

Distribution by: EPCOR Distribution & Transmission Inc. (Edmonton)

	Residential	Small Commercial	Lighti
	cents/kWh		

Sep-08	9.976	9.975	5.75
Oct-08	10.108	10.108	7.18
Nov-08	10.726	10.726	8.36
Dec-08	11.881	11.881	9.24
Jan-09	9.954	9.954	7.80
Feb-09	10.953	10.953	7.77
Mar-09	9.036	9.036	5.85
Apr-09	7.213	7.213	4.07
May-09	7.380	7.380	3.71
Jun-09	6.821	6.820	2.83
Jul-09	8.475	8.475	4.06
Aug-09	8.353	8.353	4.63
Sep-09	6.786	6.786	3.66
Oct-09	5.377	5.377	4.00
Nov-09	6.789	6.789	5.33
Dec-09	7.784	7.784	6.27
Jan-10	6.576	6.576	5.34
Feb-10	6.261	6.261	4.69
Mar-10	5.691	5.691	4.26
Apr-10	5.471	5.471	3.94
May-10	6.338	6.338	3.79
Jun-10	7.367	7.367	3.13
Jul-10	8.718	8.718	4.45
Aug-10	8.303	8.303	4.72
Sep-10	6.687	6.687	3.76



EPCOR Energy Alberta Inc.
Distribution by: FortisAlberta Inc.

	Residential	Small Commercial	Lighting	Farm	Irrigation	Oil
	cents/kWh					
Sep-08	9.953	9.945	5.951	10.122	9.258	9.953
Oct-08	10.111	10.103	6.824	10.283	9.490	9.953
Nov-08	10.724	10.715	8.144	10.908	10.102	10.724
Dec-08	11.863	11.853	9.242	12.069	11.123	11.863
Jan-09	9.956	9.947	7.831	10.128	9.415	9.956
Feb-09	10.917	10.908	7.589	11.107	10.335	10.917
Mar-09	8.999	8.991	6.058	9.152	8.481	8.999
Apr-09	7.187	7.181	4.181	7.307	6.781	7.187
May-09	7.373	7.368	4.073	7.497	6.927	7.373
Jun-09	6.813	6.807	3.191	6.925	6.346	6.813
Jul-09	8.494	8.487	4.411	8.639	7.980	8.494
Aug-09	8.356	8.349	5.034	8.498	7.845	8.356
Sep-09	6.733	6.728	3.786	6.848	6.229	6.733
Oct-09	5.365	5.361	3.819	5.455	5.067	5.365
Nov-09	6.762	6.757	5.174	6.878	6.373	6.762
Dec-09	7.771	7.764	6.267	7.904	7.326	7.771
Jan-10	6.568	6.562	5.348	6.680	6.236	6.568
Feb-10	6.231	6.226	4.593	6.337	5.913	6.231
Mar-10	5.683	5.679	4.360	5.779	5.423	5.683
Apr-10	5.473	5.469	4.000	5.565	5.250	5.473
May-10	6.333	6.328	4.039	6.441	6.006	6.333
Jun-10	7.343	7.337	3.504	7.469	6.842	7.343
Jul-10	8.723	8.715	4.771	8.873	8.215	8.723
Aug-10	8.309	8.303	5.118	8.452	7.809	8.309
Sep-10	6.653	6.647	3.888	6.766	6.173	6.653

