

Monthly Regulated Retail Option Rates

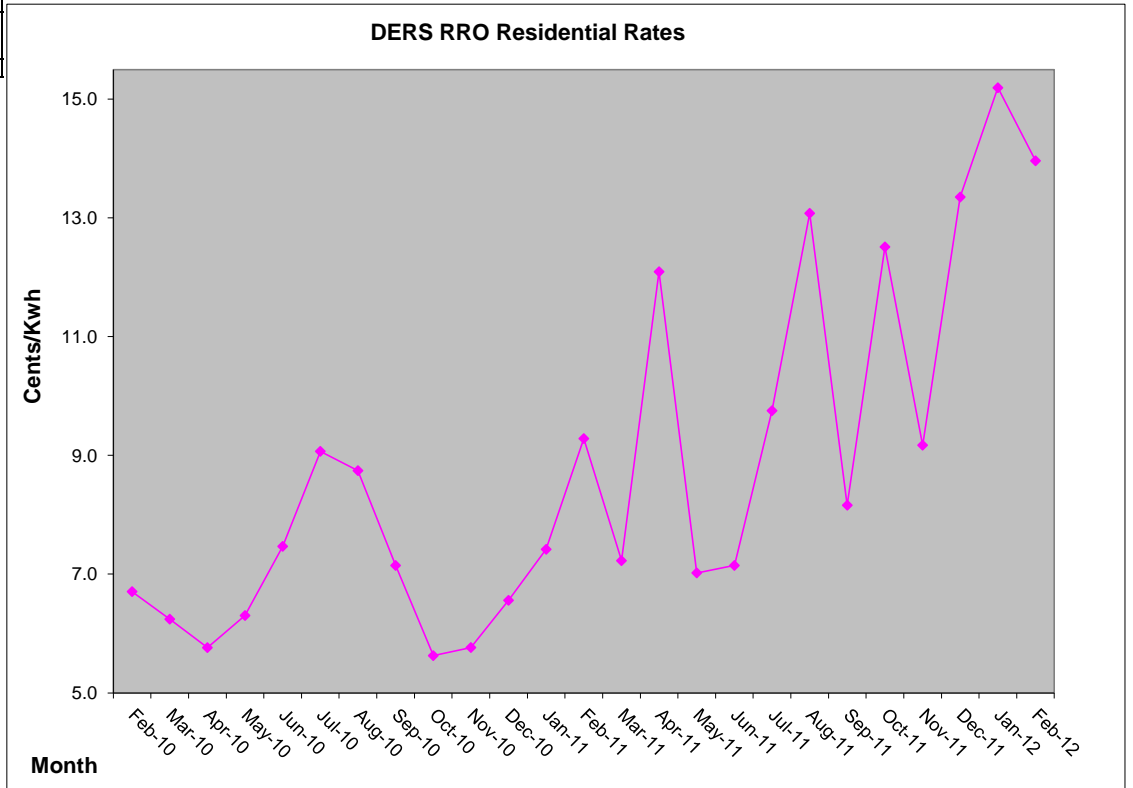
Direct Energy Regulated Services	Page 2
ENMAX Energy Corporation	Page 3
EPCOR Energy Alberta (Edmonton)	Page 4
EPCOR Energy Alberta (FortisAlberta Service Territory)	Page 5

**Direct Energy Regulated Services
Distribution Company: ATCO Electric Ltd.**

Residential	Commercial	Industrial	Farming (including REA)	Irrigation (including REA)	Oil & Gas	Lighting
-------------	------------	------------	-------------------------------	----------------------------------	-----------	----------

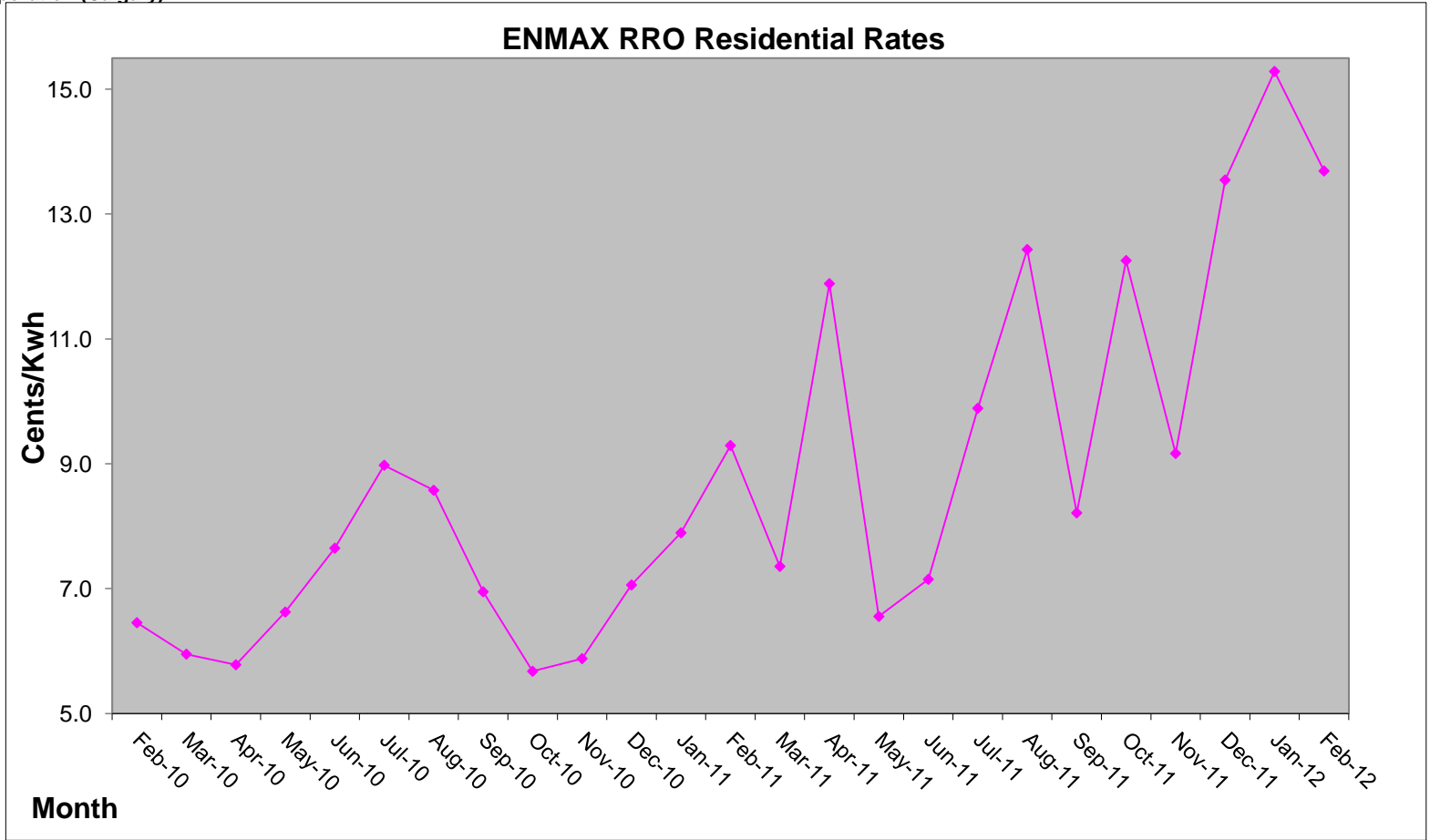
cents/kWh

Dec-09	8.283	8.156	7.949	8.144	8.144	7.876	6.860
Jan-10	7.139	7.037	6.853	7.014	7.014	6.807	5.837
Feb-10	6.706	6.673	6.481	6.606	6.606	6.426	5.288
Mar-10	6.242	6.219	6.052	6.197	6.197	5.988	4.513
Apr-10	5.762	5.744	5.609	5.741	5.631	5.554	3.805
May-10	6.303	6.340	6.146	6.306	6.171	6.078	3.776
Jun-10	7.468	7.625	7.323	7.520	7.311	7.236	4.120
Jul-10	9.069	9.206	8.884	9.17	8.886	8.798	5.181
Aug-10	8.744	8.789	8.493	8.824	8.542	8.452	5.392
Sep-10	7.146	7.160	6.910	7.108	6.919	6.824	4.827
Oct-10	5.627	5.595	5.453	5.597	5.468	5.403	4.316
Nov-10	5.764	5.704	5.547	5.688	5.688	5.509	4.696
Dec-10	6.559	6.461	6.306	6.456	6.456	6.248	5.464
Jan-11	7.418	7.305	7.125	7.281	7.281	7.072	6.074
Feb-11	9.284	9.234	8.959	9.130	9.130	8.887	7.305
Mar-11	7.227	7.202	6.990	7.162	7.162	6.921	5.184
Apr-11	12.095	12.037	11.730	12.030	11.748	11.620	7.778
May-11	7.021	7.065	6.83	7.013	6.841	6.759	4.141
Jun-11	7.146	7.299	6.993	7.187	6.964	6.916	3.875
Jul-11	9.754	9.943	9.412	9.869	9.347	9.272	3.702
Aug-11	13.079	13.194	12.362	13.214	12.348	12.212	4.665
Sep-11	8.161	8.176	7.78	8.08	7.746	7.646	4.741
Oct-11	12.513	12.394	11.869	12.36	11.828	11.686	8.203
Nov-11	9.172	9.044	8.706	8.99	8.99	8.623	7.046
Dec-11	13.353	13.076	12.646	13.043	13.043	12.498	10.529
Jan-12	15.194	14.896	14.273	14.743	14.743	14.091	11.193
Feb-12	13.963	13.854	13.209	13.592	13.592	13.017	9.548



ENMAX Energy Corporation
Distribution Company: ENMAX Power Corporation (Calgary)

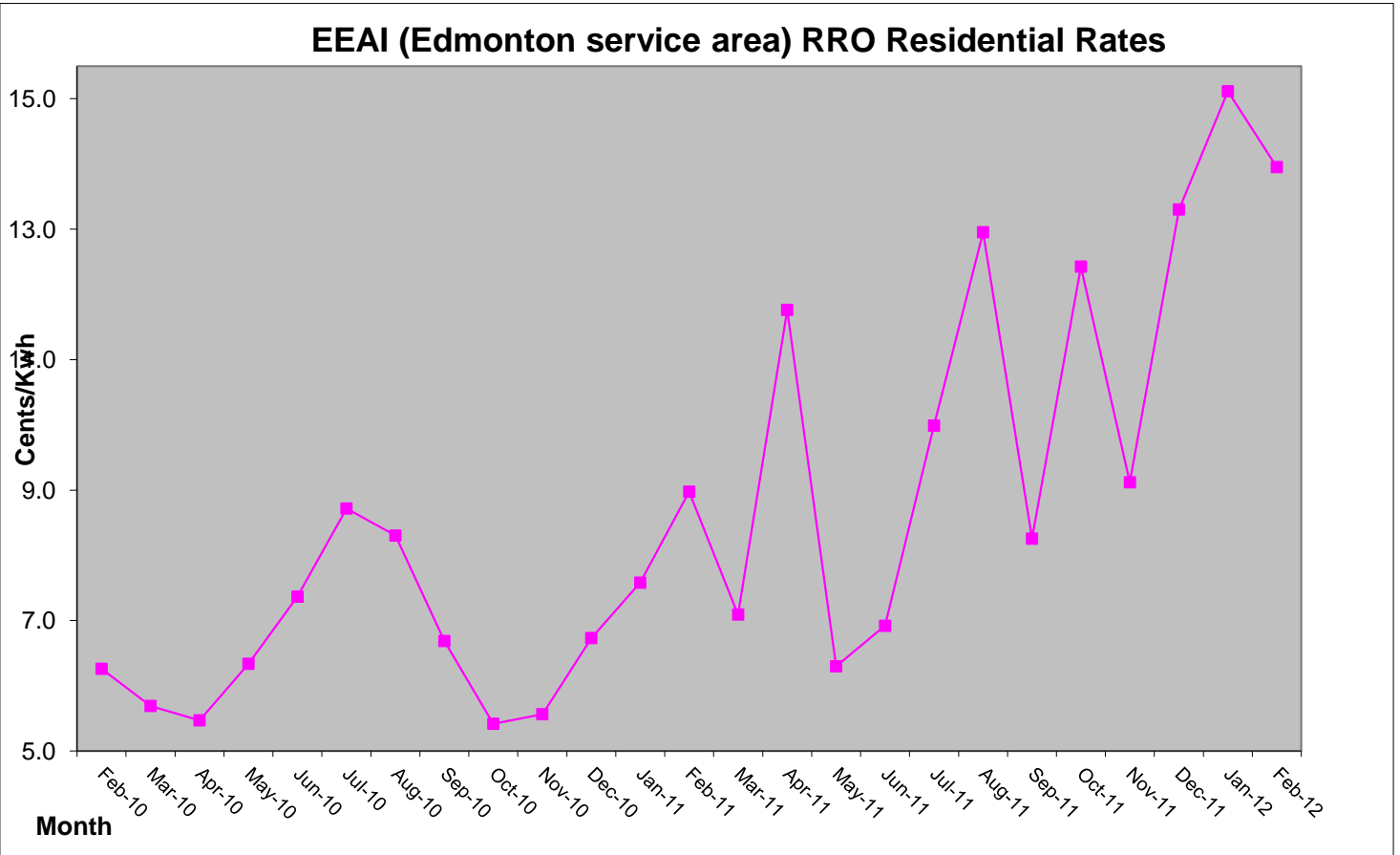
	Residential	Commercial
	cents/kWh	
Dec-09	8.315	8.315
Jan-10	6.889	6.889
Feb-10	6.455	6.455
Mar-10	5.951	5.951
Apr-10	5.781	5.781
May-10	6.626	6.626
Jun-10	7.648	7.648
Jul-10	8.977	8.977
Aug-10	8.576	8.576
Sep-10	6.950	6.950
Oct-10	5.677	5.677
Nov-10	5.879	5.879
Dec-10	7.059	7.059
Jan-11	7.894	7.894
Feb-11	9.293	9.293
Mar-11	7.356	7.356
Apr-11	11.885	11.885
May-11	6.555	6.555
Jun-11	7.149	7.149
Jul-11	9.889	9.889
Aug-11	12.432	12.432
Sep-11	8.213	8.213
Oct-11	12.255	12.255
Nov-11	9.165	9.165
Dec-11	13.545	13.545
Jan-12	15.284	15.284
Feb-12	13.69	13.69



EPCOR Energy Alberta Inc.
Distribution by: EPCOR Distribution & Transmission Inc. (Edmonton)

Residential	Small Commercial	Lighting
cents/kWh		

Dec-09	7.784	7.784	6.271
Jan-10	6.576	6.576	5.345
Feb-10	6.261	6.261	4.699
Mar-10	5.691	5.691	4.268
Apr-10	5.471	5.471	3.942
May-10	6.338	6.338	3.794
Jun-10	7.367	7.367	3.136
Jul-10	8.718	8.718	4.45
Aug-10	8.303	8.303	4.726
Sep-10	6.687	6.687	3.761
Oct-10	5.418	5.418	4.083
Nov-10	5.565	5.565	4.663
Dec-10	6.732	6.732	5.677
Jan-11	7.581	7.581	6.166
Feb-11	8.976	8.976	6.500
Mar-11	7.093	7.093	4.745
Apr-11	11.763	11.763	6.136
May-11	6.299	6.299	3.712
Jun-11	6.920	6.920	2.583
Jul-11	9.989	9.989	3.917
Aug-11	12.953	12.953	6.483
Sep-11	8.256	8.256	4.706
Oct-11	12.426	12.426	7.609
Nov-11	9.12	9.12	6.833
Dec-11	13.302	13.304	10.690
Jan-12	15.114	15.114	10.518
Feb-12	13.952	13.952	9.602



**EPCOR Energy Alberta Inc.
Distribution by: FortisAlberta Inc.**

	Residential	Small Commercial	Lighting	Farm	Irrigation	Oil & Gas
	cents/kWh					

Dec-09	7.771	7.764	6.267	7.904	7.326	7.667
Jan-10	6.568	6.562	5.348	6.680	6.236	6.532
Feb-10	6.231	6.226	4.593	6.337	5.913	6.193
Mar-10	5.683	5.679	4.360	5.779	5.423	5.690
Apr-10	5.473	5.469	4.000	5.565	5.250	5.499
May-10	6.333	6.328	4.039	6.441	6.006	6.289
Jun-10	7.343	7.337	3.504	7.469	6.842	7.158
Jul-10	8.723	8.715	4.771	8.873	8.215	8.602
Aug-10	8.309	8.303	5.118	8.452	7.809	8.175
Sep-10	6.653	6.647	3.888	6.766	6.173	6.455
Oct-10	5.419	5.415	3.917	5.511	5.127	5.365
Nov-10	5.580	5.575	4.586	5.674	5.322	5.571
Dec-10	6.749	6.743	5.688	6.864	6.422	6.727
Jan-11	7.585	7.579	6.178	7.715	7.208	7.548
Feb-11	8.826	8.909	6.317	8.894	8.650	8.618
Mar-11	6.978	7.043	4.872	7.030	6.838	6.818
Apr-11	11.544	11.653	6.285	11.631	11.236	11.190
May-11	6.233	6.291	3.963	6.279	6.118	6.1
Jun-11	6.816	6.880	2.967	6.867	6.549	6.521
Jul-11	9.859	9.951	4.072	9.932	9.466	9.424
Aug-11	12.812	12.931	7.094	12.907	12.341	12.292
Sep-11	8.15	8.225	4.9	8.21	7.838	7.807
Oct-11	12.179	12.351	6.823	12.27	11.614	11.557
Nov-11	8.959	9.084	6.551	9.025	8.67	8.629
Dec-11	13.080	13.267	10.532	13.178	12.796	12.750
Jan-12	14.664	14.874	10.213	14.775	14.080	14.006
Feb-12	13.561	13.755	9.018	13.664	13.199	13.142

