



Calgary office
1400, 600 Third Avenue S.W.
Calgary, Alberta
T2P 0G5

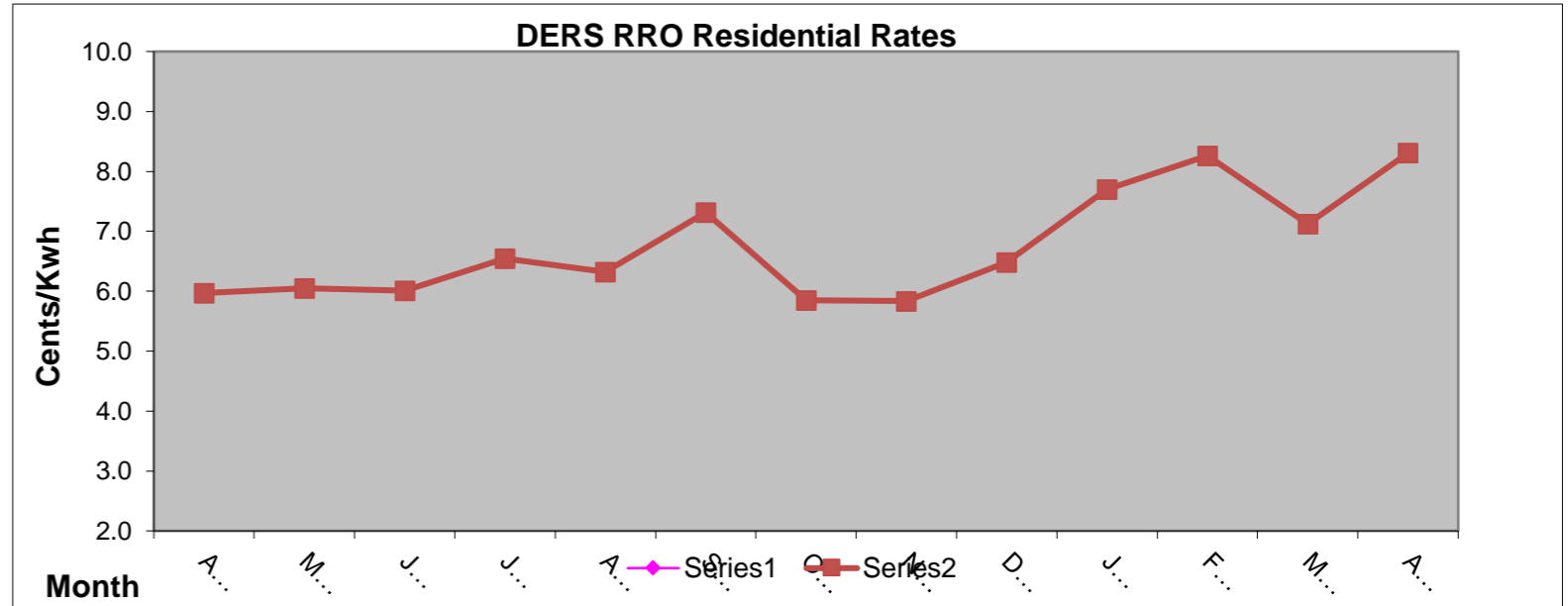
Edmonton office
Tenth Floor, 10055 106 Street
Edmonton, Alberta
T5J 2Y2

Monthly regulated rate option rates

Direct Energy Regulated Services	Page 2
ENMAX Energy Corporation	Page 3
EPCOR Energy Alberta (Edmonton)	Page 4
EPCOR Energy Alberta (FortisAlberta service territory)	Page 5

**Direct Energy Regulated Services
Distribution Company: ATCO Electric Ltd.**

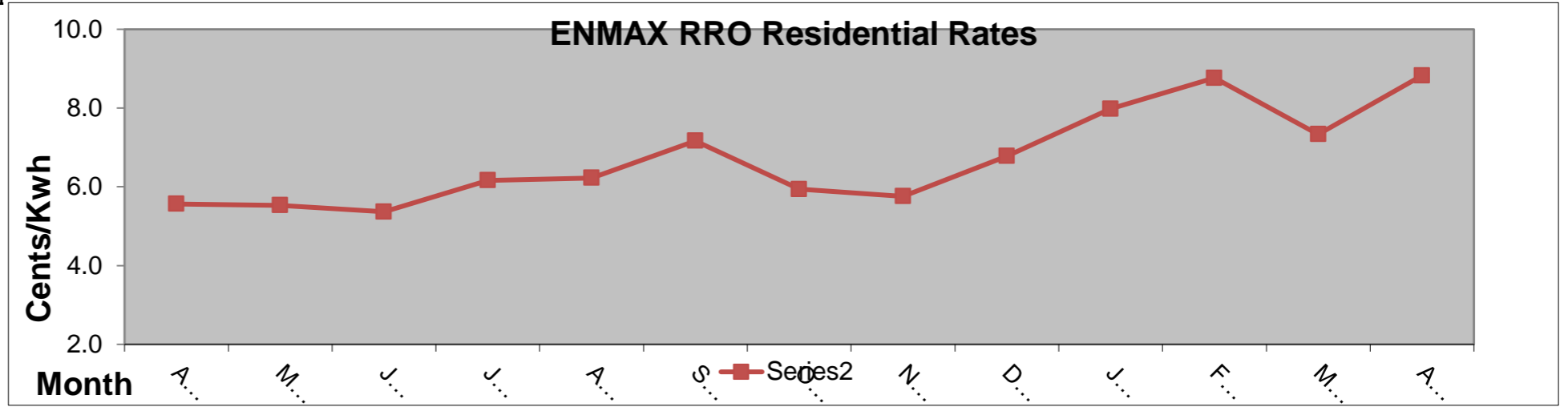
Rate	Residential	Commercial	Industrial	Farming (including REA)	Irrigation (including REA)	Oil & Gas	Lighting
	cents/kWh						
Apr-20	5.97	5.918	5.804	5.912	5.744	5.775	4.454
May-20	6.046	5.986	5.802	5.974	5.728	5.765	3.776
Jun-20	6.007	6.026	5.779	5.976	5.647	5.697	2.954
Jul-20	6.547	6.533	6.294	6.488	6.188	6.252	3.827
Aug-20	6.319	6.376	6.167	6.35	6.101	6.131	4.613
Sep-20	7.312	7.255	7.006	7.212	6.878	6.935	5.102
Oct-20	5.852	5.818	5.745	5.826	5.696	5.75	5.299
Nov-20	5.836	5.797	5.716	5.794	5.616	5.722	5.322
Dec-20	6.482	6.423	6.327	6.426	6.265	6.326	5.859
Jan-21	7.696	7.631	7.506	7.623	7.431	7.503	6.87
Feb-21	8.261	8.22	8.078	8.184	7.992	8.058	7.171
Mar-21	7.125	7.107	6.976	7.068	6.907	6.961	5.956
Apr-21	8.305	8.247	8.093	8.239	8.02	8.069	6.533



ENMAX Energy Corporation
Distribution Company: ENMAX Power Corporation (Calgary)

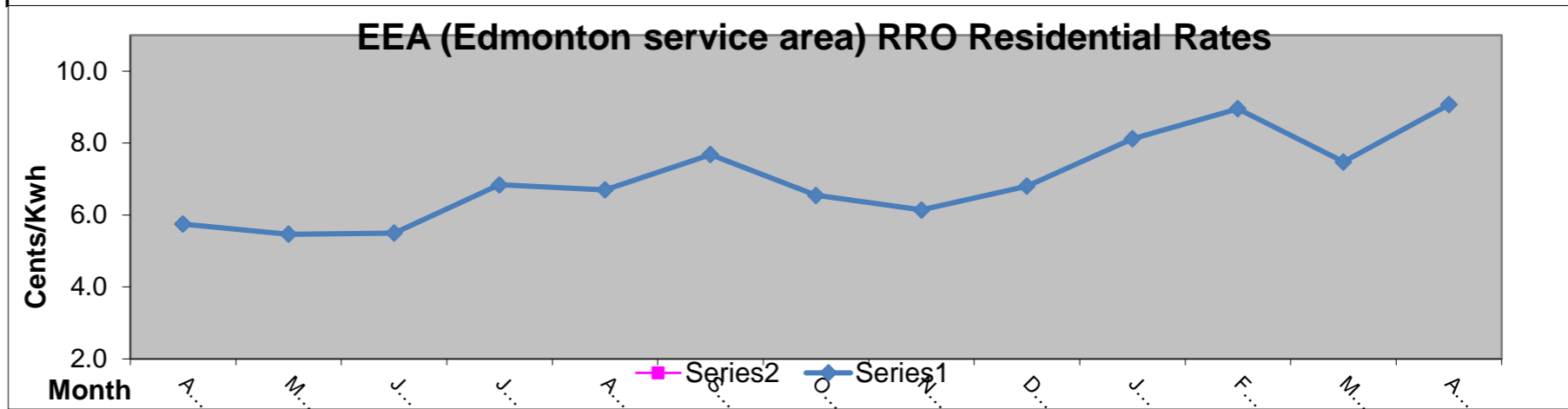
Rate cap	Residential	Commercial
	cents/kWh	

Apr-20	5.564	5.564
May-20	5.529	5.529
Jun-20	5.367	5.367
Jul-20	6.163	6.163
Aug-20	6.222	6.222
Sep-20	7.167	7.167
Oct-20	5.938	5.938
Nov-20	5.758	5.758
Dec-20	6.777	6.777
Jan-21	7.981	7.981
Feb-21	8.763	8.763
Mar-21	7.335	7.335
Apr-21	8.825	8.825



EPCOR Energy Alberta GP
Distribution by: EPCOR Distribution & Transmission Inc. (Edmonton)

Rate cap	Residential	Small Commercial	Lighting
	cents/kWh		
Apr-20	5.753	5.753	4.351
May-20	5.465	5.465	4.126
Jun-20	5.501	5.501	3.769
Jul-20	6.841	6.841	4.692
Aug-20	6.696	6.696	4.75
Sep-20	7.684	7.684	5.41
Oct-20	6.548	6.548	5.328
Nov-20	6.142	6.142	5.367
Dec-20	6.801	6.801	6.046
Jan-21	8.117	8.117	7.159
Feb-21	8.955	8.955	7.505
Mar-21	7.479	7.479	6.111
Apr-21	9.07	9.07	6.117



**EPCOR Energy Alberta GP
Distribution by: FortisAlberta Inc.**

Rate	Residential	Small Commercial	Lighting	Farm	Irrigation	Oil & Gas
	cents/kWh					
Apr-20	5.655	5.732	4.27	5.695	5.632	5.62
May-20	5.389	5.462	4.095	5.427	5.355	5.344
Jun-20	5.428	5.502	3.853	5.467	5.363	5.351
Jul-20	6.755	6.848	4.8	6.804	6.671	6.657
Aug-20	6.609	6.7	4.984	6.657	6.533	6.519
Sep-20	7.556	7.661	5.49	7.612	7.421	7.401
Oct-20	6.45	6.539	5.257	6.497	6.421	6.408
Nov-20	6.057	6.14	5.289	6.101	6.048	6.036
Dec-20	6.716	6.809	6.03	6.766	6.709	6.697
Jan-21	8.02	8.132	7.08	8.079	8.014	7.998
Feb-21	8.835	8.959	7.253	8.9	8.828	8.807
Mar-21	7.382	7.484	6.176	7.436	7.402	7.388
Apr-21	8.924	9.048	5.979	8.989	8.823	8.797

